

vtech[®]

User's Manual

Mealtime Learning Set™



© 2016 VTech
Printed in China
91-003151-000 (US)

Dear Parent,

At VTech®, we know how much children love to take care of baby dolls. Blending classic role play with innovative technology, Baby Amaze™ has been designed for children whose parents want to combine nurturing concepts with educational content.

Baby Amaze™ features adorable products that interact with your child through fun educational phrases and baby care reminders that incorporate learning into role play.

Playing with the Baby Amaze™ items introduces your child to reading concepts, age-appropriate vocabulary words, parts of the body, colors, numbers, animals and more while listening to encouraging phrases.

Additionally, Baby Amaze™ features buttons and other manipulative elements to encourage the development of your child's fine motor skills. Baby Amaze™ also includes a variety of classic nursery rhymes, sing-along songs, lullabies and melodies for even more fun!

At VTech®, we know that a child has the ability to do great things. That's why all of our electronic learning products are uniquely designed to develop children's minds and allow them to learn to the best of their ability. We thank you for trusting VTech® with the important job of helping your child learn and grow!

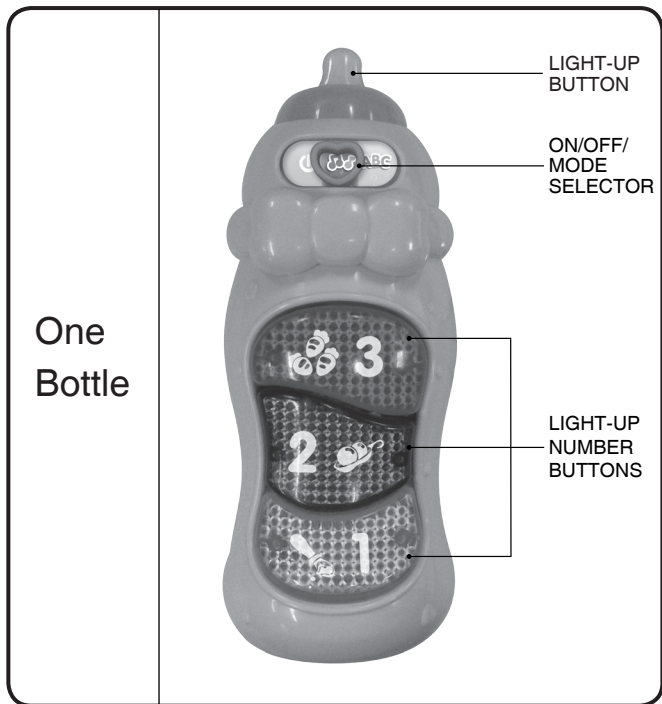
Sincerely,

Your friends at VTech®

To learn more about VTech® toys, visit vtechkids.com

INTRODUCTION

Thank you for purchasing the **Baby Amaze™ Mealtime Learning Set™** by **VTech®**! Pretend to feed your baby and learn food, numbers, counting and more with the light-up bottle. Your child can also listen to fun rhyming stories, sing-along songs and soothing lullabies for more role-play fun!




INCLUDED IN THIS PACKAGE

Bib



Teething
Cookie



INCLUDED IN THIS PACKAGE


Plate



Bowl



Spoon



INCLUDED IN THIS PACKAGE

- User's manual

WARNING:

All packing materials, such as tape, plastic sheets, packaging locks and tags are not part of this toy, and should be discarded for your child's safety.

ATTENTION:

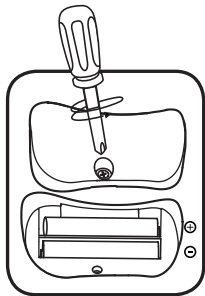
Pour la sécurité de votre enfant, débarrassez-vous de tous les produits d'emballage tels que rubans adhésifs, feuilles de plastique, attaches et étiquettes. Ils ne font pas partie du jouet.

NOTE:

Please keep this user's manual as it contains important information.

BATTERY INSTALLATION

1. Make sure the unit is turned **OFF**.
2. Locate the battery cover of the unit.
3. Install 2 new "AAA" size (LR03/AM-4) batteries following the diagram inside the battery box. (The use of new alkaline batteries is recommended for maximum performance.)
4. Replace the battery cover to secure it.



BATTERY NOTICE

- Use new alkaline batteries for maximum performance.
- Use only batteries of the same or equivalent type as recommended.
- Do not mix different types of batteries: alkaline, standard (carbon-zinc) or rechargeable (Ni-Cd, Ni-MH), or new and used batteries.
- Do not use damaged batteries.
- Insert batteries with the correct polarity.
- Do not short-circuit the battery terminals.
- Remove exhausted batteries from the toy.
- Remove batteries during long periods of non-use.
- Do not dispose of batteries in fire.
- Do not charge non-rechargeable batteries.
- Remove rechargeable batteries from the toy before charging (if removable).
- Rechargeable batteries are only to be charged under adult supervision.

PRODUCT FEATURES

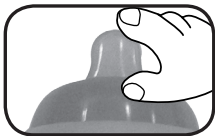
1. ON/OFF/MODE SELECTOR BUTTON

Slide the **MODE SELECTOR** to one of the activity icons to turn the unit **ON**. Slide the **MODE SELECTOR** to **OFF** to turn the unit **OFF**.




2. LIGHT-UP BUTTON

Press the **LIGHT-UP BUTTON** to hear drinking sounds.



3. LIGHT-UP SPOON BUTTON

Press the **LIGHT-UP SPOON BUTTON** to listen to soothing lullabies or a fun rhyming story.



4. LIGHT-UP PEAS BUTTON

Press the **LIGHT-UP PEAS BUTTON** to listen to cheerful music or a fun rhyming story.



5. LIGHT-UP CARROTS BUTTON

Press the **LIGHT-UP CARROTS BUTTON** to listen to sing-along songs or a fun rhyming story.



6. AUTOMATIC SHUT-OFF

To preserve battery life, the unit will automatically power off after several minutes without input. The unit can be turned on again by pressing any button or sliding the **MODE SELECTOR**.

ACTIVITIES

1. MUSIC TIME MODE

Press a **NUMBER BUTTON** to listen to soothing lullabies, cheerful music and sing-along songs.

2. LEARNING FUN MODE

Press a **NUMBER BUTTON** to learn numbers, food and listen to a fun rhyming story.

CARE & MAINTENANCE

1. Keep the unit clean by wiping it with a slightly damp cloth.
2. Hand wash the fabric bib to keep it clean.



3. Keep the unit out of direct sunlight and away from any direct heat source.
4. Remove the batteries when the unit is not in use for an extended period of time.
5. Do not drop the unit on hard surfaces and do not expose the unit to moisture or water.

TROUBLESHOOTING

If for some reason the unit stops working or malfunctions, please follow these steps:

1. Please turn the unit **OFF**.
2. Interrupt the power supply by removing the batteries.
3. Let the unit stand for a few minutes, then replace the batteries.
4. Turn the unit **ON**. The unit should now be ready to play again.
5. If the product still does not work, replace with a new set of batteries.

If the problem persists, please call our Consumer Services Department at 1-800-521-2010 in the U.S. or 1-877-352-8697 in Canada, and a service representative will be happy to help you.

IMPORTANT NOTE:

Creating and developing **VTech**[®] products is accompanied by a responsibility that we at **VTech**[®] take very seriously. We make every effort to ensure the accuracy of the information which forms the value of our products. However, errors sometimes can occur. It is important for you to know that we stand behind our products and encourage you to call our Consumer Services Department at 1-800-521-2010 in the U.S., or 1-877-352-8697 in Canada with any problems and/or suggestions that you might have. A service representative will be happy to help you.

NOTE:

This equipment has been tested and found to comply with the limits for a Class B digital device, pursuant to Part 15 of the FCC Rules. These limits are designed to provide reasonable protection against harmful interference in a residential installation. This equipment generates, uses and can radiate radio frequency energy and, if not installed and used in accordance with the instructions, may cause harmful interference to radio communications. However, there is no guarantee that interference will not occur in a particular installation. If this equipment does cause harmful interference to radio or television reception, which can be determined by turning the equipment off and on, the user is encouraged to try to correct the interference by one or more of the following measures:

- Reorient or relocate the receiving antenna
- Increase the separation between the equipment and receiver
- Connect the equipment into an outlet on a circuit different from that to which the receiver is connected
- Consult the dealer or an experienced radio/TV technician for help

Caution: Changes or modifications not expressly approved by the party responsible for compliance could void the user's authority to operate the equipment.

THIS DEVICE COMPLIES WITH PART 15 OF THE FCC RULES. OPERATION IS SUBJECT TO THE FOLLOWING TWO CONDITIONS: (1) THIS DEVICE MAY NOT CAUSE HARMFUL INTERFERENCE, AND (2) THIS DEVICE MUST ACCEPT ANY INTERFERENCE RECEIVED, INCLUDING INTERFERENCE THAT MAY CAUSE UNDESIRE OPERATION.

CAN ICES-3 (B)/NMB-3(B)



PRODUCT WARRANTY

This Warranty is applicable only to the original purchaser, is non-transferable and applies only to "VTECH" products or parts. This product is covered by a 3-month Warranty from the original purchase date, under normal use and service, against defective workmanship and materials. This Warranty does not apply to (a) consumable parts, such as batteries; (b) cosmetic damage, including but not limited to scratches and dents; (c) damage caused by use with non-VTECH products; (d) damage caused by accident, misuse, unreasonable use, immersion in water, neglect, abuse, battery leakage, or improper installation, improper service, or other external causes; (e) damage caused by operating the product outside the permitted or intended uses described by VTECH in the owner's manual; (f) a product or part that has been modified (g) defects caused by normal wear and tear or otherwise due to the normal aging of the product; or (h) if any VTECH serial number has been removed or defaced.

Prior to returning a product for any reason, please notify the VTECH Consumer Services Department by going to our web site at www.vtechkids.com, filling out our Contact Us form located under the Customer Support link or calling 1-800-521-2010.

If the service representative is unable to resolve the issue, you will be provided instructions on how to return the product and have it replaced under Warranty. Return of the product under Warranty must adhere to the following rules: If VTECH believes that there may be a defect in the materials or workmanship of the product and can confirm the purchase date and location of the product, we will at our discretion replace the product with a new unit or product of comparable value. A replacement product or parts assumes the remaining Warranty of the original product or 30 days from the date of replacement, whichever provides longer coverage.

THIS WARRANTY AND THE REMEDIES SET FORTH ABOVE ARE EXCLUSIVE AND IN LIEU OF ALL OTHER WARRANTIES, REMEDIES AND CONDITIONS, WHETHER ORAL, WRITTEN, STATUTORY, EXPRESS OR IMPLIED. IF VTECH CANNOT LAWFULLY DISCLAIM STATUTORY OR IMPLIED WARRANTIES THEN TO THE EXTENT PERMITTED BY LAW, ALL SUCH WARRANTIES SHALL BE LIMITED TO THE DURATION OF THE EXPRESS WARRANTY AND TO THE REPLACEMENT SERVICE AS DETERMINED BY VTECH IN ITS SOLE DISCRETION.

To the extent permitted by law, VTECH will not be responsible for direct, special, incidental or consequential damages resulting from any breach of Warranty.

This Warranty is not intended to persons or entities outside the United States of America. Any disputes resulting from this Warranty shall be subject to the final and conclusive determination of VTECH.